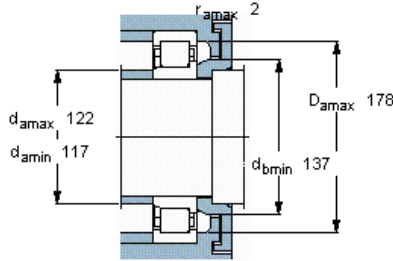
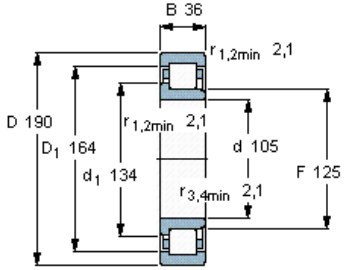


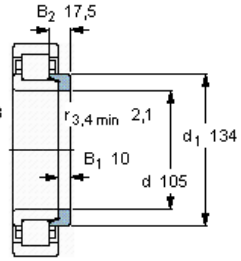
Cylindrical roller bearings, single row

Principal dimensions			Basic load ratings		Designation	Angle ring
d	D	B	dynamic C	static C0	* SKF Explorer bearing	Designation
mm			kN		-	-
105	190	36	300	315	NJ 221 ECP *	HJ 221 EC



Calculation factors

k_r 0,15
e 0,2 Y 0,6



HJ 221 EC

Mass kg 0,50